


Summary Institution-Level Pass Rate Data: *Alternative Teacher Preparation Program Within IHE*


		<p align="center">HEOA - Title II 2021 - 2022 Academic Year</p>				
Institution Name		University of Southern Mississippi				
Institution Code		1479				
State		Mississippi				
				Statewide		
Group	Number Taking Assessment¹	Number Passing Assessment²	Institutional Pass Rate	Number Taking Assessment¹	Number Passing Assessment²	Statewide Pass Rate
All program completers, 2021-22	9			673	317	47%
All program completers, 2020-21	17	16	94%	848	447	53%
All program completers, 2019-20	12	12	100%	385	342	89%

Note: In cases where there are less than ten students taking the assessment or license/certificate, the number passing and pass rate are not reported.

¹ Number of completers taking one or more assessments within their area of specialization.


² Summary level "Number Taking Assessment" may differ from assessment level "Number Taking Assessment" because each student is counted once at the summary level but may be counted in multiple assessments at the assessment level.

Single Assessment Institution-Level Pass Rate Data: Alternative Teacher Preparation Program Within IHE

	HEOA - Title II 2021 - 2022 Academic Year	
	Institution Name	University of Southern Mississippi
	Institution Code	1479
	State	Mississippi

Assessment Information ¹	Group	Number Taking Assessment	Number Passing Assessment	Institutional Pass Rate	Institutional Average Scaled Score	Assessment Cut Score ²	Statewide			
							Number Taking Assessment	Number Passing Assessment	Statewide Pass Rate	Statewide Average Scaled Score
	All enrolled students who have completed all nonclinical courses, 2021-22						1			
	Other enrolled students, 2021-22						12	9	75%	160
	All program completers, 2021-22	1				158	9			
	All program completers, 2020-21	1				158	11	9	82%	161
	All program completers, 2019-20						5			
	All enrolled students who have completed all nonclinical courses, 2021-22	3				150	17	12	71%	154
	Other enrolled students, 2021-22	2				150	40	31	78%	154
	All program completers, 2021-22	3				150	33	22	67%	149
	All program completers, 2020-21	3				150	39	24	62%	153
	All program completers, 2019-20	3				150	31	31	100%	160
	All enrolled students who have completed all nonclinical courses, 2021-22						6			
	Other enrolled students, 2021-22						10	9	90%	167
	All program completers, 2021-22	1				153	7			
	All program completers, 2020-21						11	9	82%	155
	All program completers, 2019-20						5			
	All enrolled students who have completed all nonclinical courses, 2021-22						2			
	Other enrolled students, 2021-22						8			
	All program completers, 2021-22						2			
	All program completers, 2020-21	1				151	6			
	All program completers, 2019-20						7			

Single Assessment Institution-Level Pass Rate Data: *Alternative Teacher Preparation Program Within IHE*

		HEOA - Title II 2021 - 2022 Academic Year					Statewide					
Institution Name		University of Southern Mississippi					Number Taking Assessment		Number Passing Assessment		Statewide Pass Rate	Statewide Average Scaled Score
Institution Code		1479					Number Taking Assessment		Number Passing Assessment		Statewide Pass Rate	Statewide Average Scaled Score
State		Mississippi					Number Taking Assessment		Number Passing Assessment		Statewide Pass Rate	Statewide Average Scaled Score
Assessment Information ¹		Group	Number Taking Assessment	Number Passing Assessment	Institutional Pass Rate	Institutional Average Scaled Score	Assessment Cut Score ²	Number Taking Assessment	Number Passing Assessment	Statewide Pass Rate	Statewide Average Scaled Score	
	All enrolled students who have completed all nonclinical courses, 2021-22		1				150	73	16	22%	129	
	Other enrolled students, 2021-22							138	39	28%	134	
	All program completers, 2021-22		3				150	169	51	30%	133	
	All program completers, 2020-21		4				150	275	93	34%	134	
	All program completers, 2019-20		3				150	128	97	76%	154	
	All enrolled students who have completed all nonclinical courses, 2021-22		2				156	63	34	54%	151	
	Other enrolled students, 2021-22							138	85	62%	160	
	All program completers, 2021-22		3				156	183	97	53%	155	
	All program completers, 2020-21		3				156	315	194	62%	156	
	All program completers, 2019-20		2				156	121	117	97%	173	
	All enrolled students who have completed all nonclinical courses, 2021-22		1				162	62	17	27%	151	
	Other enrolled students, 2021-22							131	50	38%	154	
	All program completers, 2021-22		3				162	191	64	34%	153	
	All program completers, 2020-21		3				162	303	119	39%	155	
	All program completers, 2019-20		2				162	130	113	87%	166	
	All enrolled students who have completed all nonclinical courses, 2021-22		6				130	48	37	77%	145	
	Other enrolled students, 2021-22		2				130	131	111	85%	152	
	All program completers, 2021-22		1				130	154	109	71%	142	
	All program completers, 2020-21		1				130	180	158	88%	147	
	All program completers, 2019-20							12	12	100%	148	

Single Assessment Institution-Level Pass Rate Data:

Single Assessment Institution-Level Pass Rate Data: *Alternative Teacher Preparation Program Within IHE*


**HEOA - Title II
2021 - 2022 Academic Year**

Institution Name
Institution Code
State

University of Southern Mississippi
1479
Mississippi

Assessment Information ¹	Group	Number Taking Assessment	Number Passing Assessment	Institutional Pass Rate	Institutional Average Scaled Score	Assessment Cut Score ²	Number Taking Assessment	Number Passing Assessment	Statewide Pass Rate	Statewide Average Scaled Score
	All enrolled students who have completed all nonclinical courses, 2021-22						27	26	96%	172
	Other enrolled students, 2021-22						39	25	64%	161
	All program completers, 2021-22						44	43	98%	174
	All program completers, 2020-21						47	46	98%	173
	All program completers, 2019-20						33	32	97%	172
	All enrolled students who have completed all nonclinical courses, 2021-22	1				153	2			
	Other enrolled students, 2021-22						1			
	All program completers, 2021-22									
	All program completers, 2020-21									
	All program completers, 2019-20									
	All enrolled students who have completed all nonclinical courses, 2021-22	8				167	18	14	78%	167
	Other enrolled students, 2021-22	4				167	83	69	83%	172
	All program completers, 2021-22	2				167	52	35	67%	169
	All program completers, 2020-21	6				167	76	61	80%	173
	All program completers, 2019-20	2				167	51	50	98%	178
	All enrolled students who have completed all nonclinical courses, 2021-22	1				153	1			
	Other enrolled students, 2021-22						6			
	All program completers, 2021-22						2			
	All program completers, 2020-21						2			
	All program completers, 2019-20						2			


Single Assessment Institution-Level Pass Rate Data: *Alternative Teacher Preparation Program Within IHE*

		HEOA - Title II 2021 - 2022 Academic Year					Statewide					
Institution Name		University of Southern Mississippi					Number Taking Assessment		Number Passing Assessment		Statewide Pass Rate	Statewide Average Scaled Score
Institution Code		1479										
State		Mississippi										
Assessment Information ¹		Group	Number Taking Assessment	Number Passing Assessment	Institutional Pass Rate	Institutional Average Scaled Score	Assessment Cut Score ²	Number Taking Assessment	Number Passing Assessment	Statewide Pass Rate	Statewide Average Scaled Score	
		All enrolled students who have completed all nonclinical courses, 2021-22										
		Other enrolled students, 2021-22										
		All program completers, 2021-22										
		All program completers, 2020-21						1				
		All program completers, 2019-20						1				
		All enrolled students who have completed all nonclinical courses, 2021-22										
		Other enrolled students, 2021-22						1				
		All program completers, 2021-22										
		All program completers, 2020-21										
		All program completers, 2019-20										
		All enrolled students who have completed all nonclinical courses, 2021-22	1				149	7				
		Other enrolled students, 2021-22	1				149	28	28	100%	162	
		All program completers, 2021-22	2				149	8				
		All program completers, 2020-21	1				149	33	32	97%	160	
		All program completers, 2019-20						32	32	100%	160	
		All enrolled students who have completed all nonclinical courses, 2021-22										
		Other enrolled students, 2021-22	1				143	1				
		All program completers, 2021-22										
		All program completers, 2020-21										
		All program completers, 2019-20										

Single Assessment Institution-Level Pass Rate Data: *Alternative Teacher Preparation Program Within IHE*


		HEOA - Title II 2021 - 2022 Academic Year									
Institution Name		University of Southern Mississippi									
Institution Code		1479									
State		Mississippi									
							Statewide				
<i>Assessment Information</i> ¹	<i>Group</i>	<i>Number Taking Assessment</i>	<i>Number Passing Assessment</i>	<i>Institutional Pass Rate</i>	<i>Institutional Average Scaled Score</i>	<i>Assessment Cut Score</i> ²	<i>Number Taking Assessment</i>	<i>Number Passing Assessment</i>	<i>Statewide Pass Rate</i>	<i>Statewide Average Scaled Score</i>	
	All enrolled students who have completed all nonclinical courses, 2021-22										
	Other enrolled students, 2021-22										
	All program completers, 2021-22										
	All program completers, 2020-21										
	All program completers, 2019-20						2				
	All enrolled students who have completed all nonclinical courses, 2021-22						3				
	Other enrolled students, 2021-22						16	11	69%	152	
	All program completers, 2021-22						15	6	40%	136	
	All program completers, 2020-21	2				152	19	10	53%	147	
	All program completers, 2019-20						14	14	100%	162	
	All enrolled students who have completed all nonclinical courses, 2021-22	4				152	5				
	Other enrolled students, 2021-22						12	10	83%	170	
	All program completers, 2021-22						2				
	All program completers, 2020-21										
	All program completers, 2019-20										
	All enrolled students who have completed all nonclinical courses, 2021-22						1				
	Other enrolled students, 2021-22						5				
	All program completers, 2021-22						1				
	All program completers, 2020-21						1				
	All program completers, 2019-20						1				

Single Assessment Institution-Level Pass Rate Data: *Alternative Teacher Preparation Program Within IHE*

	HEOA - Title II
	2021 - 2022 Academic Year
	Institution Name
	Institution Code
State	Mississippi

Assessment Information ¹	Group	Number Taking Assessment	Number Passing Assessment	Institutional Pass Rate	Institutional Average Scaled Score	Assessment Cut Score ²	Statewide			
							Number Taking Assessment	Number Passing Assessment	Statewide Pass Rate	Statewide Average Scaled Score
	All enrolled students who have completed all nonclinical courses, 2021-22	1				145	22	13	59%	143
	Other enrolled students, 2021-22						54	44	81%	149
	All program completers, 2021-22						45	25	56%	144
	All program completers, 2020-21	2				145	61	47	77%	148
	All program completers, 2019-20	1				145	34	33	97%	150
	All enrolled students who have completed all nonclinical courses, 2021-22									
	Other enrolled students, 2021-22						4			
	All program completers, 2021-22									
	All program completers, 2020-21	1				139	1			
	All program completers, 2019-20						1			
	All enrolled students who have completed all nonclinical courses, 2021-22									
	Other enrolled students, 2021-22						2			
	All program completers, 2021-22									
	All program completers, 2020-21						9			
	All program completers, 2019-20						3			
	All enrolled students who have completed all nonclinical courses, 2021-22									
	Other enrolled students, 2021-22						1			
	All program completers, 2021-22						7			
	All program completers, 2020-21						70	49	70%	162
	All program completers, 2019-20						22	20	91%	173

Single Assessment Institution-Level Pass Rate Data: Alternative Teacher Preparation Program Within IHE

	HEOA - Title II 2021 - 2022 Academic Year	
	Institution Name	University of Southern Mississippi
	Institution Code	1479
	State	Mississippi

Assessment Information ¹	Group	Number Taking Assessment	Number Passing Assessment	Institutional Pass Rate	Institutional Average Scaled Score	Assessment Cut Score ²	Statewide			
							Number Taking Assessment	Number Passing Assessment	Statewide Pass Rate	Statewide Average Scaled Score
	All enrolled students who have completed all nonclinical courses, 2021-22									
	Other enrolled students, 2021-22						5			
	All program completers, 2021-22						8			
	All program completers, 2020-21						3			
	All program completers, 2019-20						4			
	All enrolled students who have completed all nonclinical courses, 2021-22									
	Other enrolled students, 2021-22						2			
	All program completers, 2021-22									
	All program completers, 2020-21						1			
	All program completers, 2019-20						2			
	All enrolled students who have completed all nonclinical courses, 2021-22						7			
	Other enrolled students, 2021-22						9			
	All program completers, 2021-22						22	21	95%	251
	All program completers, 2020-21						36	35	97%	243
	All program completers, 2019-20						28	28	100%	249
	All enrolled students who have completed all nonclinical courses, 2021-22						2			
	Other enrolled students, 2021-22						3			
	All program completers, 2021-22						1			
	All program completers, 2020-21									
	All program completers, 2019-20									

Note: In cases where there are less than ten students taking the assessment or license/certificate, the number passing and pass rate are not reported.

¹Tests with multiple delivery options (computer, paper, etc.) will be noted with the assessment code for one format only.

²Cut scores may vary for groups depending upon when the cut scores are established by the state and when each group completed their teacher certification or licensure assessment.

*Questions regarding tests listed by this testing company must be addressed to your state Title II Coordinator.